

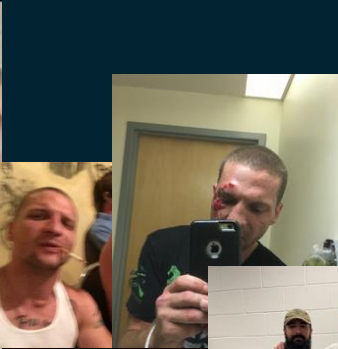


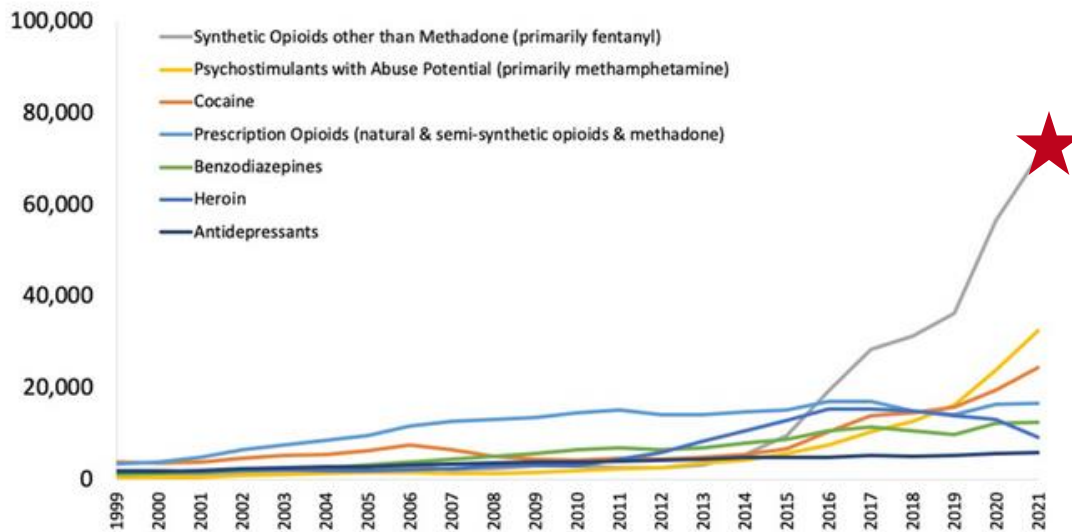
Ben & Jess Owen



Fentanyl and Overdose



Figure 2. National Drug-Involved Overdose Deaths*, Number Among All Ages, 1999-2021



*Includes deaths with underlying causes of unintentional drug poisoning (X40–X44), suicide drug poisoning (X60–X64), homicide drug poisoning (X85), or drug poisoning of undetermined intent (Y10–Y14), as coded in the International Classification of Diseases, 10th Revision. Source: Centers for Disease Control and Prevention, National Center for Health Statistics. Multiple Cause of Death 1999-2021 on CDC WONDER Online Database, released 1/2023.

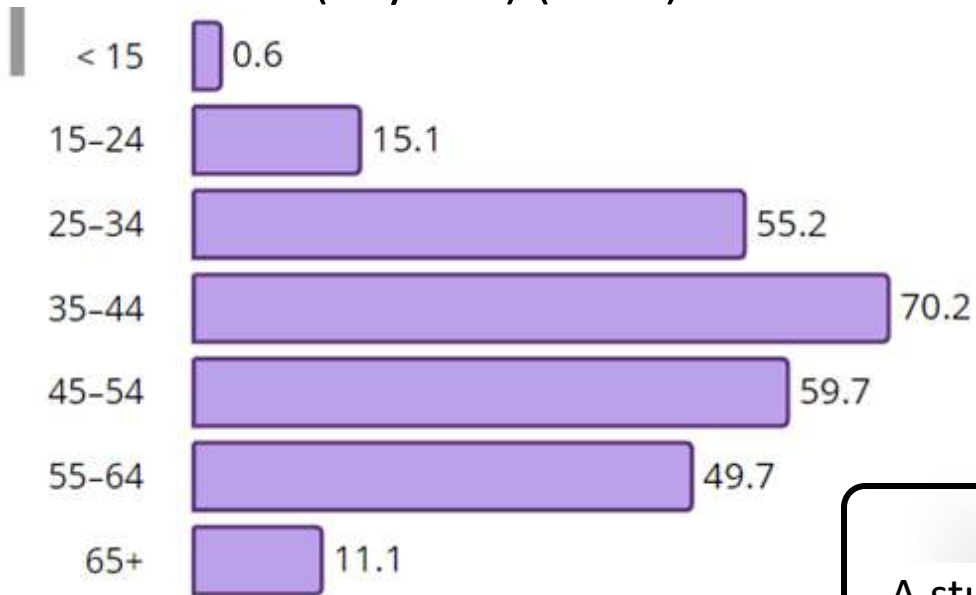
Synthetic opioids, (primarily fentanyl) have become the leading cause of drug-involved deaths among all ages



Fentanyl and Overdose



%of Total Overdoses by Age
(in years) (2022)



A study found that the presence/availability of naloxone in every state but Arizona is not even enough to reach 80% response rate to overdoses (based on 2017 data)



Fentanyl and Overdose



NONFATAL overdoses with testing (2022)

1,266 samples tested

78%

positive for fentanyl (alone or with other substances)

FATAL overdoses (2022)

51,435 total overdose deaths

60%

involved fentanyl (alone or with other substances)



Childhood trauma and drug abuse



76%

of those who experience trauma by the age of 16 will begin to use alcohol or drugs

80%

of 21 year olds who were abused have one or more psychological disorders

4x

Children are 4x more likely to be neglected and 3x more likely to be abused, when parents abuse drugs or alcohol

67%

67% of people in addiction treatment were neglected or abused as kids





VERACITY & VALOR

BRTV









Why we do what we do



We DO recover







